

Track & Trace

Track & Trace tool is available for customer to track import & export containers at APM Terminals, Mumbai on link <https://www.apmterminals.com/mumbai>. Also customer can view vessel schedule & download Berthing report from here.

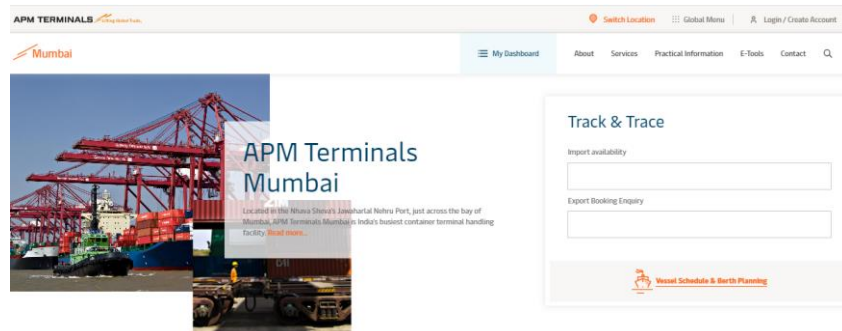


Figure. Track & Trace Home Page

1. Import Availability:

- Go To <https://www.apmterminals.com/mumbai> link
- To track import containers enter container numbers in Import Availability box. You can search maximum 50 containers at a time.

Figure. Track & Trace – Import Availability

- To export details in csv file click on 'Export as CSV' button.

Container No	Bill of Lading	Ready for delivery?	Line Id	Vessel Name	Vessel ETA	In Date & Time	Current Location	Holds	Size/Type/Height	ISO Code	Weight	Haz Class	Out Date & Time
JZPU107617	GLD	[Red X]	00CLHAMBURG	04/12/21 03:00	04/14/21 02:41	COMMUNITY - OUT		20GP96	2210	20040.0			04/14/21 10:10

Figure. Track & Trace – Import Availability Results

→ Save Containers

Saving containers to your Container Watchlist means you can monitor any changes without having to re-enter container IDs. You can also set filters on your Container Watchlist, for example, so you just see containers that have holds or that are ready for delivery.

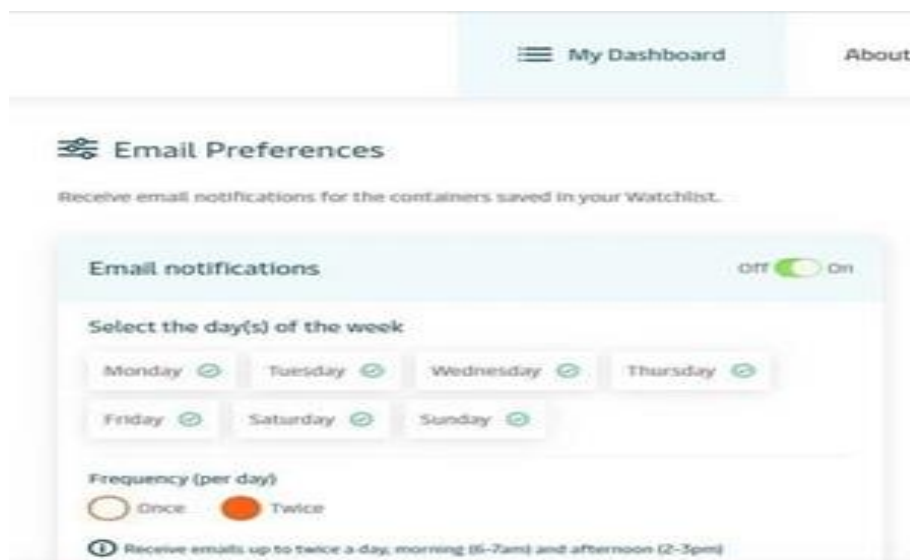


Figure. Email Notifications Setting

On your Track & Trace Import Container search results page, select the containers you would like to save to your Container Watchlist and click 'Save Containers'. Access and update your Container Watchlist directly via *Dashboard* in the terminal website menu.

→ Receive Email Notifications

You can also choose to receive an email once or twice a day with a summary of the containers saved in your Saved Container Watchlist, without having to visit our website.

In your Saved Container Watchlist (access via **Dashboard** in a Terminal website menu), click on the Notifications button and then switch the toggle switch to on. You will then be asked to select the days a frequency with which you'd like to receive notifications.

→ Stop/Pause Email Notifications

If your Saved Container Watchlist is empty, you may want to temporarily stop receiving the daily email notification. To stop receiving Email Notifications, view your Saved Container Watchlist (access via **Dashboard** in a Terminal website menu), click the notifications button, and switch the toggle switch to off.

2. Export Booking Enquiry:

- Go To <https://www.apmterminals.com/mumbai> link
- To track export containers enter container numbers in **Export Booking Enquiry** box. You can search maximum 50 containers at a time.

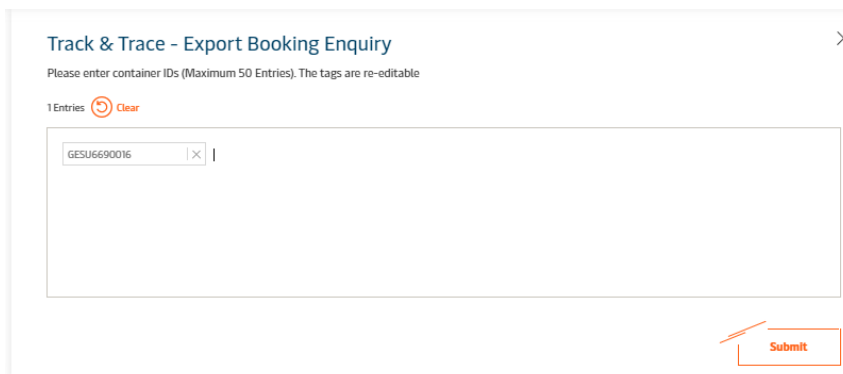
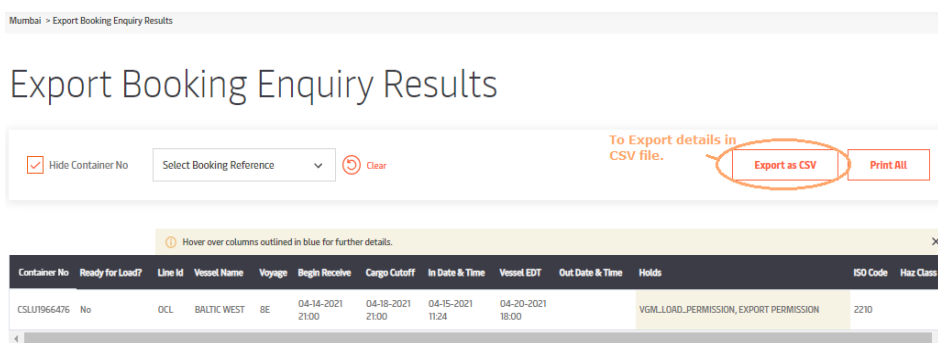


Figure. Track & Trace – Export Booking Enquiry

- To export details in csv file click on 'Export as CSV' button.



Container No	Ready for Load?	Line Id	Vessel Name	Voyage	Begin Receive	Cargo Cutoff	In Date & Time	Vessel EDT	Out Date & Time	Holds	ISO Code	Haz Class
CSLU1966476	No	OCL	BALTIC WEST	BE	04-14-2021 21:00	04-18-2021 21:00	04-15-2021 11:24	04-20-2021 18:00		VGM_LOAD_PERMISSION, EXPORT PERMISSION	2210	

Figure. Track & Trace – Export Booking Enquiry Result

3. Vessel Schedule & Berth Planning

To Track vessel & to download berthing report click on **Vessel Schedule & Berth Planning** button as shown in below figure.

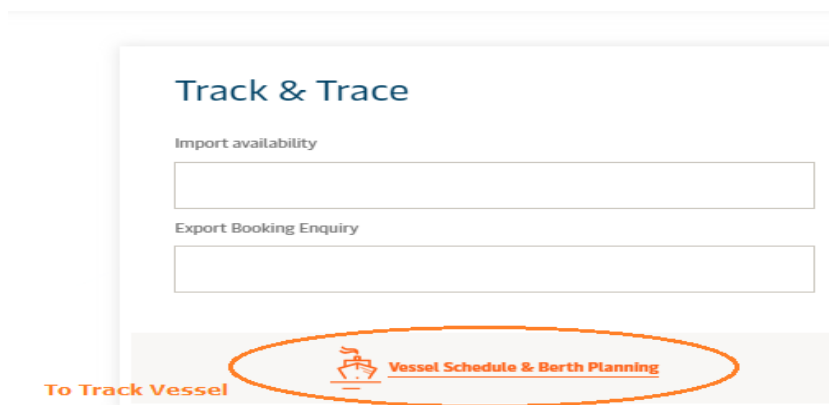


Figure. Vessel Schedule & Berth Panning